


## Course Coordinator Report

### **Course Name: Introduction to HTML**

A free Add-On Course for UG students in the Department of Computer Science, Shri Shivaji Education Society Amravati's Science College, Congress Nagar, Nagpur was held from 2<sup>nd</sup> August 2019 to 5<sup>th</sup> October 2019. The course title was "Introduction to HTML". It is the complete beginner to Expert Course was perfect for anyone who wants to learn HTML or learn more about HTML. HTML provides the structure for EVERY WEBSITE and its foundation for everything on the web. Browsers read HTML and render it out for web users. This course was very useful for a starting point to create digital content.

In this course the students learned everything about the HTML. It was packed full of challenges and exercises to get writing HTML quickly. The course provided everything to the students as they want to start with HTML. This course was ideal for students intersection of Information Technology field provides as solid web solution for various schools and colleges in designing the web pages. At the end of this course students had the skills and knowledge to write their own HTML, and would be on the path for more advanced web development skills.

The course duration was 10 weeks (30 hours). Two theory classes were engaged on Friday & Saturday and one Practical was engaged in every week. The structure of marking system was 80 marks on theory paper and 20 marks on practical execution. The question paper of theory examination was in MCQ type of 40 questions with four multiple choices. Practical examination was also taken on this course for 20 marks. All the 85 students were present in both theory and practical examination. The result was prepared and certificates were also distributed to the students.

  
Dr. J. K. Keche  
Course Coordinator  
Assistant Professor  
Department of Computer Science  
S.S.E.S. Am't's Science College,  
Congress Nagar, Nagpur

## Action Taken Report

**Course Title:** Introduction to HTML

**Duration:** 2<sup>nd</sup> August 2019 to 5<sup>th</sup> October 2019

**Organized by:** Department of Computer Science, Shri Shivaji Education Society Amravati's Science College, Congress Nagar, Nagpur

**Course Duration:** 10 weeks (30 hours)

### **Student Engagement:**

- **Total Students Enrolled:** 85
- **Attendance:** All students attended the theory and practical sessions regularly.

### **Assessment Structure:**

- **Theory:** 80 marks (MCQ-based, 40 questions)
- **Practical:** 20 marks
- **Evaluation:** The final assessment included both theory and practical examinations. All students participated and completed the assessments.

### **Action Taken:**

1. **Feedback Collection:** Feedback was collected from students regarding the course content, teaching methods, and overall experience. The majority of the feedback was positive, with students appreciating the hands-on approach and practical exercises.
2. **Resource Improvement:** Based on feedback, additional resources such as video tutorials and reference materials were made available to students for further learning.
3. **Future Courses:** Plans to introduce more advanced courses in web development and programming languages were discussed, considering the success of this course.

**Conclusion:** The course "Introduction to HTML" was successfully conducted, achieving its objective of providing students with essential web development skills. The positive response from students indicates the effectiveness of the course structure and content. Further improvements and advanced courses will be explored to continue enhancing students' technical skills.



Dr. J. K. Keche  
Course Coordinator  
Assistant Professor  
Department of Computer Science  
S.S.E.S. Am't's Science College,  
Congress Nagar, Nagpur.



Internal Quality Assurance Cell  
(IQAC)  
S. S. E. S. A. Science College  
Congress Nagar, Nagpur.



Principal  
S. S. E. S. Amravati's  
Science College, Nagpur.



Shri Shivaji Education Society, Amravati's

# SCIENCE COLLEGE

Congress Nagar, Nagpur-12 (M.S.), India



Accredited with CGPA of 3.51 at 'A+' grade by NAAC, Bangalore  
A "College with Potential for Excellence" identified by UGC New Delhi.  
Institutional Member of APQN  
Recognized Centre for Higher Learning and Research  
Mentor College under 'PARAMARSH Scheme', UGC, New Delhi

SSES Amravati's Science College, Congress Nagar, Nagpur-12

## DEPARTMENT OF COMPUTER SCIENCE

Session 2019-2020

Free Certificate Course for College Students

Course Title: Certificate Course in Introduction to HTML

Duration – 30 Hours (10 Weeks)

**Course Start from 02 Aug 2019 to 05 Oct. 2019**

Course Coordinator: Dr. J. K. Keche

तमसो मा ज्योतिर्गमय

To,  
The Principal  
SSES Amt's Science College,  
Congress Nagar, Nagpur-12

Subject: For permission to conduct the add on courses in the Department  
Of Computer Science during 2019-2020

Respected Sir,

This is to request you that, the teachers of our Computer Science department have prepared the syllabus and modules of the 30 hours certificate courses for the session 2019-2020.

The details of the course module, syllabus and time table is submitted here with.

Hence please permit to run the add on courses and oblige me.

Thanking you

Yours sincerely

Date:- 21/06/2019



Professor & Head  
Department of Computer Science  
S.S.E.S Amt's Science College  
Congress Nagar Nagpur

Permitted  
MBhore

**Shri Shivaji Education Society Amravati's  
SCIENCE COLLEGE, CONGRESS NAGAR, NAGPUR**

**DEPARTMENT OF COMPUTER SCIENCE**

**NOTICE**

Date: 18/07/2019

We are pleased to announce that the Department of Computer Science is offering a Certificate Course on “**Introduction to HTML**” for all B.Sc. students at free of cost starting from first week of September.

**Course Highlights:**

Course covers *everything* you need to know about HTML

**WHAT YOU WILL LEARN**

- To study basic syntax - all the common tags used to develop web content
- To study How and where you can write HTML - top resources and links included
- Learn about HTML structure within web pages
- Build your own HTML template
- Create HTML lists, hyperlinks, and add images
- Build tables for even more HTML structure
- Create Forms with in depth form examples and HTML tag explanations
- Create your own mini HTML site using only HTML


**Course Duration:** 10 Weeks (30 Hours)


**Eligibility:** Open to all B.Sc. students of SSES's Science College, Congress Nagar, Nagpur

**Registration:** Interested students can register at the Department of Computer Science office on or before **31.07.2019**.

**Contact Information:**

For further details, please contact:

  
**Dr. J. K. Keche**  
Course Coordinator  
Phone: 9850325524

  
Professor & Head  
Department of Computer Science  
S. S. E. S. Am's Science College,  
Congress Nagar Nagpur

## Information Brochure

### CERTIFICATE COURSE IN INTRODUCTION TO HTML



**Free Certificate Course for College Students**

**Duration – 30 Hours (10 Weeks)**

**Process of Registration – Anyone who wants to increase their HTML skills will be admitted**

#### Course Objectives:

**Course covers everything you need to know about HTML**

#### **WHAT YOU WILL LEARN**

- To study basic syntax - all the common tags used to develop web content
- To study How and where you can write HTML - top resources and links included
- Learn about HTML structure within web pages
- Build your own HTML template
- Create HTML lists, hyperlinks, and add images
- Build tables for even more HTML structure
- Create Forms with in depth form examples and HTML tag explanations
- Create your own mini HTML site using only HTML

#### Course Description:

*Introduction to HTML Complete Beginner to Expert Course is perfect for anyone who wants to learn HTML or learn more about HTML. HTML provides the structure for EVERY WEBSITE and its foundation for everything you see on the web. Browsers read HTML and render it out for web users. If you are looking for a starting point to create digital content this course is for you!!!!*

*In this course you will learn everything you need to know about HTML. It is packed full of challenges and exercises to get you writing HTML quickly. As you follow the lessons source code is also included to get you started quickly and easily. The course will provide you everything you need to get started with HTML and challenge you to learn HTML.*



**Department of Computer Science  
S.S.E.S. Am's Science College,  
Congress Nagar, Nagpur-12  
Session 2019-20**

**Last date of Registration: 31.07.2019**

**For Registration Contact: Dr. J. K. Keche (Course Coordinator)**



**Professor & Head  
Department of Computer Science  
S.S.E.S. Am's Science College,  
Congress Nagar Nagpur**

**SSES Amravati's Science College, Congress Nagar, Nagpur-12**

**DEPARTMENT OF COMPUTER SCIENCE**

**Session 2019-20**

**COURSE MODULE AND SYLLABUS**

**Course Title: Certificate Course in Introduction to HTML**

**Course Coordinator: Dr. J. K. Keche**

**Course Description:**

Introduction to HTML Complete Beginner to Expert Course is perfect for anyone who wants to learn HTML or learn more about HTML. HTML provides the structure for EVERY WEBSITE and its foundation for everything you see on the web. Browsers read HTML and render it out for web users. If you are looking for a starting point to create digital content this course is for you!!!!

In this course you will learn everything you need to know about HTML. It is packed full of challenges and exercises to get you writing HTML quickly. As you follow the lessons source code is also included to get you started quickly and easily. The course will provide you everything you need to get started with HTML and challenge you to learn HTML.

**Course Objectives:**

1. To study basic syntax - all the common tags used to develop web content
2. Learn about HTML structure within web pages
3. Build your own HTML template
4. Build tables for even more HTML structure
5. Create Forms with in depth form examples and HTML tag explanations
6. Create your own mini HTML site using only HTML

**Instructional Strategies:** Theory class, Practical, Hands on Training, Video clips, etc.

**Evaluation Strategies:** Final MCQ examination.

**Course outline:** Course Outlines: (Relevance)

- Core focus of this course is just HTML, learn to code HTML in just a few hours.
- You will be amazed at how easily you will be able to write your own HTML.
- By the end of the course you will have the skills and knowledge to write your own HTML, and will be on the path for more advanced web development skills.

**Course Outcomes (COs):**

1. To understand the basics of HTML tags.
2. Live code written right in front of you
3. The ability to read, write and understand HTML
4. Code HTML
5. Learn the basics of programming
6. This course is ideal for students interested in the intersection of Information Technology field, providing a solid web solution for various school and colleges in designing the web pages.

**Duration of course:** Ten weeks (30 Hours)

**The Structure of Syllabus and System of Evaluation -**

Course Name	Theory Papers and Practical	Total Marks	
		Theory	Practical
Certificate Course in <b>Introduction to HTML</b>	Theory Paper - Introduction to HTML  ❖ Theory examination will be of MCQ pattern having 40 questions each with equal marks. ❖ Practical examination will be based on performance evaluation in the laboratory	80	20
	Total	100	



Internal Quality Assurance Cell  
(IQAC)  
S. S. E. S. A. Science College  
Congress Nagar, Nagpur.



Principal  
S. S. E. S. Amravati's  
Science College, Nagpur.



**SSES Amravati's Science College, Congress Nagar, Nagpur-12**

**Certificate course (10 weeks)  
(Introduction to HTML)**

**Week-wise Teaching Plan**

<b>Weeks</b>	<b>Hours</b>	<b>Contents</b>
1	1	Introduction to HTML, Advantages, uses
	1	Features, Properties and Limitations.
2	1	Basic HTML Tags
	2	Structure of HTML, Basic HTML Tags
3	2	Heading Tags, Comments, Pre-formatting, <Body> tag, Body background color, text color, RGB color
	1	Physical Style Tags and its examples.
4	1	<Font> tag and Working with Fonts, font types, sizes and colors with its examples.
	2	Images in HTML, related tags and attributes, features of BMP, JPG, JPEG, PNG, GIF and TIFF image file formats.
5	1	Anchor Tag and Hyperlinks in HTML
	2	List in HTML, Ordered and its examples
6	1	Unordered Lists and Related Tags, Nested Lists and examples.
	2	Marquee and Horizontal Rules and its examples.
7	1	Displaying special characters in HTML
	2	Design Tables in HTML using <Table> tag and its related tags and attributes.
8	1	Examples of <Table> tag and its related tags
	2	<frame> tag, <frameset> tag and its attributes
9	1	Examples of <frame>, <frameset> tag
	2	frame linking
10	2	Design Forms: <Form> tag, <Input> Tag, <Textarea> tag, <Select> tag and its attributes.
	2	Examples of <form> tag
Total 10 Weeks	Total 30 hours	

*SW*  
Course Coordinator

**Internal Quality Assurance Cell  
(IQAC)  
S. S. E. S. A. Science College  
Congress Nagar, Nagpur.**

**SSES Amravati's Science College, Congress Nagar, Nagpur-12**

**Session 2019-20**

**Certificate course (10 weeks)  
(Introduction to HTML)**

**Time Table**


**ADDON COURSES - 2019-2020 / STARTED IN FIRST TERM**


*Course Start from 02 Aug 2019 to 05 Oct. 2019*

**(TWO DAYS IN A WEEK - FRIDAY AND SATURDAY (TWO THEORY HOURS AND  
ONE PRACTICAL HOUR IN TWO DAYS))**

**TIME 4.00 PM TO 5.00 PM & 5.00 PM TO 6.00 PM**

Sr. No.	Day	Theory
1	Friday	JKK (B12) Theory 4.00 PM – 5.00 PM
2	Saturday	JKK (Computer Lab) practical, 5.00 PM – 6.00 PM
3		SRP (B12) Theory, 4.00 PM – 5:00 PM

  
Professor & Head  
Department of Computer Science  
S.S.E.S. Am's Science College,  
Congress Nagar, Nagpur

  
Course coordinator  
Dr. J. K. Keche  
Dept of Comp. Science

**Student List for Registration**  
(Add on Course – Introduction to HTML)

List of Students for  
Certificate Course in Introduction to  
HTML

- |                         |                  |
|-------------------------|------------------|
| 1. Rohan R. Bansod      | <u>Bansod</u>    |
| 2. Himanshu J. Bachale  | <u>Bachale</u>   |
| 3. Samidha A. Bhende    | <u>Bhende</u>    |
| 4. Sharvari S Chaudhari | <u>Chaudhari</u> |
| 5. Rishika J Durg       | <u>Durg</u>      |
| 6. Abhishek R. Fusat    | <u>Fusat</u>     |
| 7. Marshal Y. Gwagane   | <u>Gwagane</u>   |
| 8. Kalyani P. Ghugul    | <u>Ghugul</u>    |
| 9. Tejas V. Gurao       | <u>Gurao</u>     |
| 10. Saakshi K. Kalke    | <u>Kalke</u>     |
| 11. T. A. Korde         | <u>Korde</u>     |
| 12. J. S. Kumbete       | <u>Kumbete</u>   |
| 13. J. R. Lanjewar      | <u>Lanjewar</u>  |
| 14. A. A. Lokhande      | <u>Lokhande</u>  |
| 15. T. P. Maske         | <u>Maske</u>     |
| 16. A. J. Mondhe        | <u>Mondhe</u>    |
| 17. D. J. Meshram       | <u>Meshram</u>   |
| 18. Nikita Mirny        | <u>Mirny</u>     |
| 19. Yogesh Nandanwar    | <u>Nandanwar</u> |
| 20. Atharva Neware      | <u>Neware</u>    |
| 21. S. S. Padmasar      | <u>Padmasar</u>  |
| 22. Jankvi Pardhi       | <u>Pardhi</u>    |
| 23. P. S. Parise        | <u>Parise</u>    |
| 24. D. J. Pimpalkar     | <u>Pimpalkar</u> |
| 25. P. S. Pannikar      | <u>Pannikar</u>  |
| 26. V. S. Rathod        | <u>Rathod</u>    |
| 27. A. G. Rolade        | <u>Rolade</u>    |
| 28. D. A. Shivankar     | <u>Shivankar</u> |

29.	Kalyani Sutsankar	Sutsankar
30.	Siya Thakur	Thakur
31.	Ketki Upase	Upase
32.	P. S. Warkade	Warkade
33.	Bhushan Zombade	Zombade
34.	Prajwal Ambedkar	Ambedkar
35.	P. M. Avasthi	Avasthi
36.	V. D. Barade	Barade
37.	Unnati Bhojar	Bhojar
38.	N. S. Bodhe	Bodhe
39.	Vishal Borcar	Borcar
40.	R. D. Chambhase	Chambhase
41.	Sanam Chhaware	Chhaware
42.	Harshika Chimanalkar	Chimanalkar
43.	J. K. Chirkhar	Chirkhar
44.	R. V. Chaudhari	Chaudhari
45.	Vaishnavi D. Dhote	Dhote
46.	Rishika S. Dhurui	Dhurui
47.	V. R. Grawande	Grawande
48.	A. N. Gomase	Gomase
48.	Shruti R. Hulke	Hulke
50.	Arti B. Jandao	Jandao
51.	V. G. Karade	Karade
52.	Yashpreet Singh	Singh
53.	A. A. Kamble	Kamble
54.	D. G. Khandate	Khandate
55.	S. P. Khanke	Khanke
56.	K. E. Khajuria	Khajuria
57.	Purva S. Landge	Landge
58.	Tanvi Abhayankar	Abhayankar
59.	Prajwal Agrawal	Agrawal

60	P. G. Agarwal,	D
61	Ashutosh R. Arey,	<del>Aditya</del>
62	A. M. Bansule,	B
63	Sakshi M. Bidkar,	Bidkar
64	S. M. Chandurkar	Chandurkar
65	Mayuri S. Dudhe,	D
66	P. G. Gedam,	Gedam
67	Prachi R. Gour	Gour
68	Sejal S. Hadke,	Sejal
69	Minel D. Ingle,	Ingle
70	S. K. Jakkannwar,	<del>SK</del>
71	Anjali R. Kambe,	<del>Anjali</del>
72	Hamanshu G. Kasar,	Kasar
73	Shruti D. Kove,	Shruti
74	Hemant S. Meshram	Hemant
75	Samisha S. Mogre	Mogre
76	S. G. Nandankar,	<del>SG</del>
77	Nisha Nayak	Nayak
78	A. D. Nimje	<del>Nimje</del>
79	V. S. Naik	Naik
80	Sonpuda Naikhar	Naikhar
81	C. S. Pitroda	Chandurkar
82	R. R. Pradhon	Pradhon
83	Pankaj A. Rahele	Rahele
84	V. A. Rajput	Rajput
85	A. K. Raul	<del>Raul</del>

**SSES Amravati's Science College, Congress Nagar, Nagpur-12**  
**DEPARTMENT OF COMPUTER SCIENCE**  
**Certificate course (10 weeks)**  
**(Introduction to HTML)**

**Students Registration List**

**Session 2019-20**

<b>Sr. No.</b>	<b>Full Name of Student</b>
1	Bansod Rohan Rambhau
2	Bachale Himanshu Jageshwar
3	Bhende Samidha Abhay
4	Chaudhari Sharvari Sanjay
5	Durge Rishika Jagdish
6	Fasate Abhishek Narendra
7	Ghagare Harshal Yuvraj
8	Ghugal Kalyani Pandhari
9	Gurao Tejas Vinod
10	Kolhe Saakshi Kanchan
11	Korde Tanishq Arvind
12	Kulmethe Jayashri Vishnu
13	Lanjewar Jyoti Ramesh
14	Lokhande Avantika Guruddas
15	Maske Tanmay Pradiprao
16	Mendhe Aniket Jagdish
17	Meshram Anchal Jiyalal
18	Mishra Nikita Gayapasadd
19	Nandanwar Yogesh Waman
20	Neware Atharva Rameshrao
21	Padmawar Samrudhi Sanjay
22	Pardhi Janhavi Prabhakar
23	Parise Prathamesh Jitendra
24	Pimpalkar Dnyanesh Jayant
25	Pounikar Pranaya Suresh
26	Rathod Vishal Ramlal
27	Rokade Arpoit Ganesh
28	Shivankar Dhanshri Anandrao
29	Sutsonkar Kalyani Santosh
30	Thakur Siya Amarsingh
31	Upase Ketki Shivdas

32	Warkhade Pranay Sopan
33	Zombadebhushan Kisan
34	Ambekar Pranjal Sushil
35	Awasthi Priyadarrshani Manish
36	Barade Vaishnavi Dipak
37	Bhoyar Unnati Ramesh
38	Bodhe Nitika Dnyaneshwar
39	Borkar Vishal Mahendra
40	Chambhare Rutik Diwakarr
41	Chhaware Sonam Ahmad
42	Chimanakar Harshika Shankar
43	Chirekar Jay Kailash
44	Chaudhari Reena Vasantao
45	Dhote Vaishnavi Dnyaneshwar
46	Dhurai Riddhi Sanjay
47	Gawande Vinay Rajaram
48	Gomase Anamika Narendra
49	Gotmare Abhinav Prashant
50	Hulke Shruti Ramesh
51	Jahdao Arti Babusing
52	Kakade Vaibhav Gangaddharji
53	Kalsi Yashpreet Singh
54	Kamble Ravina Ravindra
55	Khandate Divya Gajiram
56	Khanke Sayali Prashant
57	Khajuria Kalash Eknath
58	Landge Purva Suresh
59	Abhayankar Tanvi Prafulla
60	Agrawal Prajwal Gopal
61	Atey Ashutosh Ranjit
62	Bansule Aditya Manohar
63	Bidkar Sakshi Hemant
64	Chandurkar Siddharth Manoj
65	Dudhe Mayuri Sudhir
66	Gedam Prajakta Gajanan
67	Gour Prachi Raju
68	Hadke Sejal Sudhir
69	Ingle Minal Dharamdip
70	Jakkanwar Sejal Krishnakant
71	Kamde Anjali Raju

72	Kasar Hemanshu Golish
73	Kove Shruti Dinesh
74	Meshram Hemant Sunil
75	Mogre Samiksha Shankar
76	Nandankar Simran Ganesh
77	Nayak Nisha Jageshwarlal
78	Nimje Apeksha Dharmendra
79	Naik Vanshika Siddharth
80	Navghare Sampada Rajendra
81	Pitroda Chhabil Narottam
82	Pradhan Rashmita Ratnakar
83	Rahele Pankaj Arvind
84	Rajput Vikas Anandkishor
85	Raut Aishwarya Krishna















**Shri Shivaji Education Society Amravati's  
SCIENCE COLLEGE, CONGRESS NAGAR, NAGPUR**

**DEPARTMENT OF COMPUTER SCIENCE**

Certificate Course in Introduction to HTML

Date Announcement for Theory and Practical Examination

**NOTICE**

Date: 07/10/2019


This is to inform all the enrolled students in the Certificate Course in **Introduction to HTML**, that the dates for the Theory and Practical Examinations have been scheduled as follows:

Sr. No.	Exam Name	Date	Time	Venue
1	Certificate Course in Introduction to HTML (Theory Objective type)	Friday 12/10/2019	4:00 pm to 5:00pm	Room No. B12
2	Certificate Course in Introduction to HTML (Practical)	Saturday 13/10/2019	4:00 pm to 5:00pm	BSC & M.Sc. Lab. 1 <sup>st</sup> Floor

All students are required to be present at the examination venue at least 30 minutes before the scheduled time. Please ensure you bring your college ID card and any other necessary materials.

For any further queries, please contact the Department of Computer Science office.

  
Dr. J. K. Keche  
Course Coordinator

  
Professor & Head  
Department of Computer Science  
S.S.E.S. Am's Science College,  
Congress Nagar, Nagpur

**SSES Amravati's Science College, Congress Nagar, Nagpur-12**

**DEPARTMENT OF COMPUTER SCIENCE**

Certificate course (10 weeks)  
(Introduction to HTML)

**Exam Attendance Sheet**

Session 2019-2020

Sr. No.	Full Name of Student	Theory Exam Signature Date: 12/10/2019
1	Bansod Rohan Rambhau	
2	Bachale Himanshu Jageshwar	
3	Bhende Samidha Abhay	
4	Chaudhari Sharvari Sanjay	
5	Durge Rishika Jagdish	
6	Fasate Abhishek Narendra	
7	Ghagare Harshal Yuvraj	
8	Ghugal Kalyani Pandhari	
9	Gurao Tejas Vinod	
10	Kolhe Saakshi Kanchan	
11	Korde Tanishq Arvind	
12	Kulmethe Jayashri Vishnu	
13	Lanjewar Jyoti Ramesh	
14	Lokhande Avantika Guruddas	
15	Maske Tanmay Pradiprao	
16	Mendhe Aniket Jagdish	
17	Meshram Anchal Jiyalal	
18	Mishra Nikita Gayaprasadd	
19	Nandanwar Yogesh Waman	
20	Neware Atharva Ramesh	
21	Padmawar Samrudhi Sanjay	
22	Pardhi Janhavi Prabhakar	
23	Parise Prathamesh Jitendra	
24	Pimpalkar Dnyanesh Jayant	
25	Pounikar Pranaya Suresh	
26	Rathod Vishal Ramlal	
27	Rokade Arpoit Ganesh	
28	Shivankar Dhanshri Anandrao	
29	Sutsonkar Kalyani Santosh	
30	Thakur Siya Amarsingh	
31	Upase Ketki Shivdas	
32	Warkhade Pranay Sopan	
33	Zombadebhusan Kisan	
34	Ambekar Pranjal Sushil	
35	Awasthi Priyadarshani Manish	
36	Barade Vaishnavi Dipak	
37	Bhojar Unnati Ramesh	
38	Bodhe Nitika Dnyaneshwar	
39	Borkar Vishal Mahendra	
40	Chambhare Rutik Diwakarr	



41	Chhaware Sonam Ahmad	Sonam
42	Chimanakar Harshika Shankar	Harshika
43	Chirekar Jay Kailash	Jay Kailash
44	Chaudhari Reena Vasantao	Reena
45	Dhote Vaishnavi Dnyaneshwar	Vaishnavi
46	Dhurai Riddhi Sanjay	Riddhi
47	Gawande Vinay Rajaram	Vinay
48	Gomase Anamika Narendra	Anamika
49	Gotmare Abhinav Prashant	Abhinav
50	Hulke Shruti Ramesh	Shruti
51	Jahdao Arti Babusing	Arti
52	Kakade Vaibhav Gangadharji	Vaibhav
53	Kalsi Yashpreet Singh	Yashpreet
54	Kamble Ravina Ravindra	Ravina
55	Khandate Divya Gajiram	Divya
56	Khanke Sayali Prashant	Sayali
57	Khajuria Kalash Eknath	Kalash
58	Landge Purva Suresh	Purva
59	Abhayankar Tanvi Prafulla	Tanvi
60	Agrawal Prajwal Gopal	Prajwal
61	Atey Ashutosh Ranjit	Ashutosh
62	Bansule Aditya Manohar	Aditya
63	Bidkar Sakshi Hemant	Sakshi
64	Chandurkar Siddharth Manoj	Siddharth
65	Dudhe Mayuri Sudhir	Mayuri
66	Gedam Prajakta Gajanan	Prajakta
67	Gour Prachi Raju	Prachi
68	Hadke Sejal Sudhir	Sejal
69	Ingle Minal Dharamdip	Minal
70	Jakkanwar Sejal Krishnakant	Sejal
71	Kamde Anjali Raju	Anjali
72	Kasar Hemanshu Golish	Hemanshu
73	Kove Shruti Dinesh	Shruti
74	Meshram Hemant Sunil	Hemant
75	Mogre Samiksha Shankar	Samiksha
76	Nandankar Simran Ganesh	Simran
77	Nayak Nisha Jageshwarlal	Nisha
78	Nimje Apeksha Dharmendra	Apeksha
79	Naik Vanshika Siddharth	Vanshika
80	Navghare Sampada Rajendra	Sampada
81	Pitroda Chhabil Narottam	Chhabil
82	Pradhan Rashmita Ratnakar	Rashmita
83	Rahele Pankaj Arvind	Pankaj
84	Rajput Vikas Anandkishor	Vikas
85	Raut Aishwarya Krishna	Aishwarya

  
 Dr. J. K. Keche  
 Course Coordinator




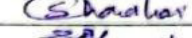



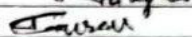







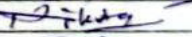
























SSES Amravati's Science College, Congress Nagar, Nagpur-12

DEPARTMENT OF COMPUTER SCIENCE

Certificate course (10 weeks)  
(Introduction to HTML)

Exam Attendance Sheet

Session 2019-2020

Sr. No.	Full Name of Student	Practical Exam Signature Date: 13/10/2019
1	Bansod Rohan Rambhau	
2	Bachale Himanshu Jageshwar	
3	Bhende Samidha Abhay	
4	Chaudhari Sharvari Sanjay	
5	Durge Rishika Jagdish	
6	Fasate Abhishek Narendra	
7	Ghagare Harshal Yuvraj	
8	Ghugal Kalyani Pandhari	
9	Gurao Tejas Vinod	
10	Kolhe Saakshi Kanchan	
11	Korde Tanishq Arvind	
12	Kulmethe Jayashri Vishnu	
13	Lanjewar Jyoti Ramesh	
14	Lokhande Avantika Guruddas	
15	Maske Tanmay Pradiprao	
16	Mendhe Aniket Jagdish	
17	Meshram Anchal Jiyalal	
18	Mishra Nikita Gayaprasadd	
19	Nandanwar Yogesh Waman	
20	Neware Atharva Ramesh	
21	Padmawar Samrudhi Sanjay	
22	Pardhi Janhavi Prabhakar	
23	Parise Prathamesh Jitendra	
24	Pimpalkar Dnyanesh Jayant	
25	Pounikar Pranaya Suresh	
26	Rathod Vishal Ramlal	
27	Rokade Arpoit Ganesh	
28	Shivankar Dhanshri Anandrao	
29	Sutsonkar Kalyani Santosh	
30	Thakur Siya Amarsingh	
31	Upase Ketki Shivdas	
32	Warkhade Pranay Sopan	
33	Zombadebhushan Kisan	
34	Ambekar Pranjal Sushil	
35	Awasthi Priyadarshani Manish	
36	Barade Vaishnavi Dipak	
37	Bhoyar Unnati Ramesh	
38	Bodhe Nitika Dnyaneshwar	
39	Borkar Vishal Mahendra	
40	Chambhare Rutik Diwakarr	

41	Chhaware Sonam Ahmad	<i>Sonam</i>
42	Chimanakar Harshika Shankar	<i>Harshika</i>
43	Chirekar Jay Kailash	<i>Jay Chirekar</i>
44	Chaudhari Reena Vasantao	<i>Reena</i>
45	Dhote Vaishnavi Dnyaneshwar	<i>Vaishnavi</i>
46	Dhurai Riddhi Sanjay	<i>Riddhi</i>
47	Gawande Vinay Rajaram	<i>Vinay</i>
48	Gomase Anamika Narendra	<i>Anamika</i>
49	Gotmare Abhinav Prashant	<i>Abhinav</i>
50	Hulke Shruti Ramesh	<i>Shruti</i>
51	Jahdao Arti Babusing	<i>Arti</i>
52	Kakade Vaibhav Gangadharji	<i>Kakade</i>
53	Kalsi Yashpreet Singh	<i>Yash</i>
54	Kamble Ravina Ravindra	<i>Ravina</i>
55	Khandate Divya Gajiram	<i>Divya</i>
56	Khanke Sayali Prashant	<i>Sayali</i>
57	Khajuria Kalash Eknath	<i>Kalash</i>
58	Landge Purva Suresh	<i>Purva</i>
59	Abhayankar Tanvi Prafulla	<i>Tanvi</i>
60	Agrawal Prajwal Gopal	<i>Prajwal</i>
61	Atey Ashutosh Ranjit	<i>Ashutosh</i>
62	Bansule Aditya Manohar	<i>Aditya</i>
63	Bidkar Sakshi Hemant	<i>Sakshi</i>
64	Chandurkar Siddharth Manoj	<i>Siddharth</i>
65	Dudhe Mayuri Sudhir	<i>Mayuri</i>
66	Gedam Prajakta Gajanan	<i>Prajakta</i>
67	Gour Prachi Raju	<i>Prachi</i>
68	Hadke Sejal Sudhir	<i>Sejal</i>
69	Ingle Minal Dharamdip	<i>Minal</i>
70	Jakkanwar Sejal Krishnakant	<i>Sejal</i>
71	Kamde Anjali Raju	<i>Anjali</i>
72	Kasar Hemanshu Golish	<i>Hemanshu</i>
73	Kove Shruti Dinesh	<i>Shruti</i>
74	Meshram Hemant Sunil	<i>Hemant</i>
75	Mogre Samiksha Shankar	<i>Samiksha</i>
76	Nandankar Simran Ganesh	<i>Simran</i>
77	Nayak Nisha Jageshwarlal	<i>Nisha</i>
78	Nimje Apeksha Dharmendra	<i>Apeksha</i>
79	Naik Vanshika Siddharth	<i>Vanshika</i>
80	Navghare Sampada Rajendra	<i>Sampada</i>
81	Pitroda Chhabil Narottam	<i>Chhabil</i>
82	Pradhan Rashmita Ratnakar	<i>Rashmita</i>
83	Rahele Pankaj Arvind	<i>Pankaj</i>
84	Rajput Vikas Anandkishor	<i>Vikas</i>
85	Raut Aishwarya Krishna	<i>Aishwarya</i>

*J. K. Keche*  
Dr. J. K. Keche  
Course Coordinator

**SSES Amravati's Science College, Congress Nagar, Nagpur-12**  
**DEPARTMENT OF COMPUTER SCIENCE**  
**Session 2019-2020**  
**Certificate Course Examination**  
**Course Name: Introduction to HTML**

Time: 60 Minutes]

[Max. Marks: 80

---

Note: All questions are compulsory and carry equal marks.

1. What does HTML stand for?
  - a) Hyperlinks and Text Markup Language
  - b) Hyper Text Markup Language
  - c) Home Tool Markup Language
  - d) Hyperlinking Text Markup Language
2. Which of the following is a primary use of HTML?
  - a) Creating mobile applications
  - b) Designing website layouts
  - c) Developing operating systems
  - d) Writing database queries
3. Which of the following is a feature of HTML?
  - a) Case sensitivity
  - b) Platform independence
  - c) Support for backend processing
  - d) Dynamic content generation by itself
4. Which of the following is a limitation of HTML?
  - a) It is not case-sensitive.
  - b) It is supported by all browsers.
  - c) It does not support dynamic content natively.
  - d) It is used for creating web pages.
5. Which tag is used for a line break in HTML?
  - a) <lb>
  - b) <br>
  - c) <break>
  - d) <line>
6. How do you add a comment in HTML?
  - a) <!-- This is a comment -->
  - b) // This is a comment
  - c) /\* This is a comment \*/
  - d) # This is a comment
7. Which tag represents the smallest heading in HTML?
  - a) <h1>
  - b) <h3>
  - c) <h5>
  - d) <h6>
8. Which tag is used to pre-format text in HTML?
  - a) <pre>
  - b) <code>
  - c) <p>
  - d) <format>

9. How do you set the background color of a webpage to blue using an inline style?
- `<body background="blue">`
  - `<body bgcolor="blue">`
  - `<body style="background-color:blue;">`
  - `<body color="blue">`
10. How do you specify the text color using RGB values in HTML?
- `<body style="color:rgb(255,0,0);">`
  - `<body rgb="255,0,0">`
  - `<body color="255,0,0">`
  - `<body style="rgb-color:255,0,0;">`
11. Which tag is used to insert an image in an HTML page?
- `<img>`
  - `<image>`
  - `<picture>`
  - `<src>`
12. Which attribute is used to specify the URL of an image in an `<img>` tag?
- `href`
  - `src`
  - `link`
  - `url`
13. Which attribute is used to provide alternative text for an image if it cannot be displayed?
- `alt`
  - `title`
  - `description`
  - `caption`
14. Which tag is used to create a hyperlink in HTML?
- `<link>`
  - `<a>`
  - `<href>`
  - `<url>`
15. Which attribute in the anchor tag specifies the destination URL of the link?
- `src`
  - `href`
  - `link`
  - `target`
16. How do you make a link open in a new tab or window in HTML?
- `target="_self"`
  - `target="_blank"`
  - `target="_new"`
  - `target="_top"`
17. Which attribute is used in the `<map>` tag to define image maps?
- `name`
  - `id`
  - `usemap`
  - `coords`
18. Which tag is used to create an unordered list in HTML?
- `<ul>`
  - `<ol>`

- c) <li>
  - d) <list>
19. Which tag is used to create an ordered list in HTML?
- a) <ul>
  - b) <ol>
  - c) <li>
  - d) <list>
20. Which tag is used to define list items in both ordered and unordered lists?
- a) <li>
  - b) <item>
  - c) <list>
  - d) <entry>
21. How do you create a nested list in HTML?
- a) By placing a list inside another <li> element
  - b) By using the <nest> tag
  - c) By using the <inner> tag
  - d) By using the <sublist> tag
22. Which tag is used to create a scrolling text effect in HTML?
- a) <scroll>
  - b) <move>
  - c) <marquee>
  - d) <blink>
23. Which tag is used to create a horizontal rule (line) in HTML?
- a) <hr>
  - b) <line>
  - c) <break>
  - d) <rule>
24. How do you display the less-than character ("<") in HTML?
- a) &less;
  - b) &#60;
  - c) &lt;
  - d) <lt>
25. How do you display the ampersand character ("&") in HTML?
- a) &amp;
  - b) &and;
  - c) &a;
  - d) &#38;
26. Which tag is used to create a table in HTML?
- a) <tbl>
  - b) <table>
  - c) <tab>
  - d) <t>
27. Which tag is used to define a table row in HTML?
- a) <tr>
  - b) <td>
  - c) <th>
  - d) <row>
28. Which tag is used to define a table cell in HTML?
- a) <cell>
  - b) <tc>
  - c) <td>

- d) <th>
29. Which tag is used to define a table header in HTML?
- a) <th>
  - b) <td>
  - c) <thead>
  - d) <tr>
30. Which attribute is used to merge two or more columns in an HTML table?
- a) rowspan
  - b) colspan
  - c) mergecols
  - d) colmerge
31. Which tag is used to define a frameset in HTML?
- a) <frame>
  - b) <frameset>
  - c) <fr>
  - d) <set>
32. Which tag is used to define a single frame within a frameset?
- a) <frameset>
  - b) <frame>
  - c) <iframe>
  - d) <fr>
33. Which attribute of the <frameset> tag is used to specify the layout of rows?
- a) cols
  - b) rows
  - c) layout
  - d) grid
34. Which tag is used to embed another HTML page within a web page without using framesets?
- a) <embed>
  - b) <object>
  - c) <iframe>
  - d) <frame>
35. Which attribute of the <a> tag is used to specify the target frame for a hyperlink?
- a) href
  - b) src
  - c) target
  - d) link
36. Which tag is used to create a form in HTML?
- a) <form>
  - b) <input>
  - c) <textarea>
  - d) <button>
37. Which attribute of the <form> tag specifies where to send the form data when it is submitted?
- a) method
  - b) action
  - c) enctype
  - d) target

38. Which attribute of the <input> tag is used to specify the type of input control?
- a) control
  - b) type
  - c) method
  - d) formtype
39. Which form object is used to create a dropdown list in HTML?
- a) <select>
  - b) <option>
  - c) <dropdown>
  - d) <list>
40. Which attribute of the <input> tag is used to associate it with a form's submit button?
- a) submit
  - b) action
  - c) method
  - d) name

\* \* \* \* \*



**SSES Amravati's Science College, Congress Nagar, Nagpur-12**  
**DEPARTMENT OF COMPUTER SCIENCE**  
**Session 2019-2020**  
**Certificate Course Examination**  
**Course Name: Introduction to HTML**

Time: 60 Minutes]

[Max. Marks: 20

---

**Practical Exam Slip**

1. Write a code in HTML for creation of **College profile**. Each page must contain a hyperlink to the other three pages. All pages must have different titles. The main page must contain at least one image.
  
2. Write a code in HTML for creation of **Company profile**. Each page must contain a hyperlink to the other three pages. All pages must have different titles. The main page must contain at least one image
  
3. Design a webpage that should accept name of the user, Email ID, Number of years completed in office, Office phone number (compulsory), image with submit button.
  
4. Write a program using HTML with following specifications:- A. The page should contain headings as **Certificate Course in Introduction to HTML** in blue colour. B. Create Unordered List of topics in IT. C. Change the font to Comic Sans.

# MARK-SHEET

SSES Amravati's Science College, Congress Nagar, Nagpur-12

DEPARTMENT OF COMPUTER SCIENCE

Certificate course (10 weeks)  
(Introduction to HTML)

## Marksheet


Session 2019-20

Sr. No.	Full Name of Student	Max. Marks: 80 (Theory)	Max Marks: 20 (Practical)	Total Marks 100	Grade obtained
1	Bansod Rohan Rambhau	68	20	88	A
2	Bachale Himanshu Jageshwar	36	17	53	C
3	Bhende Samidha Abhay	28	15	43	C
4	Chaudhari Sharvari Sanjay	44	15	59	C
5	Durge Rishika Jagdish	50	17	67	B
6	Fasate Abhishek Narendra	36	15	51	C
7	Ghagare Harshal Yuvraj	41	17	58	C
8	Ghugal Kalyani Pandhari	42	17	59	C
9	Gurao Tejas Vinod	43	18	61	B
10	Kolhe Saakshi Kanchan	44	18	62	B
11	Korde Tanishq Arvind	50	19	69	B
12	Kulmethe Jayashri Vishnu	30	14	44	C
13	Lanjewar Jyoti Ramesh	54	18	72	B
14	Lokhande Avantika Guruddas	44	17	61	B
15	Maske Tanmay Pradiprao	34	16	50	C
16	Mendhe Aniket Jagdish	72	20	92	A+
17	Meshram Anchal Jiyalal	43	17	60	B
18	Mishra Nikita Gayapasadd	44	17	61	B
19	Nandanwar Yogesh Waman	49	18	67	B
20	Neware Atharva Ramesh Rao	45	17	62	B
21	Padmawar Samrudhi Sanjay	63	20	83	A
22	Pardhi Janhavi Prabhakar	60	20	80	A
23	Parise Prathamesh Jitendra	60	20	80	A
24	Pimpalkar Dnyanesh Jayant	54	19	73	B
25	Pounikar Pranaya Suresh	40	17	57	C
26	Rathod Vishal Ramlal	44	17	61	B
27	Rokade Arpoit Ganesh	45	18	63	B
28	Shivankar Dhanshri Anandrao	47	18	65	B
29	Sutsonkar Kalyani Santosh	49	18	67	B
30	Thakur Siya Amarsingh	51	19	70	B
31	Upase Ketki Shivdas	75	20	95	A+
32	Warkhade Pranay Sopan	43	17	60	B
33	Zombadebhushan Kisan	36	16	52	C
34	Ambekar Pranjal Sushil	54	17	71	B
35	Awasthi P. Manish	53	18	71	B
36	Barade Vaishnavi Dipak	52	17	69	B
37	Bhoyar Unnati Ramesh	54	17	71	B
38	Bodhe Nitika Dnyaneshwar	44	16	60	B
39	Borkar Vishal Mahendra	57	18	75	A
40	Chambhare Rutik Diwakarr	39	16	55	C

41	Chhaware Sonam Ahmad	44	16	60	B
42	Chimanakar Harshika Shankar	55	18	73	B
43	Chirekar Jay Kailash	51	18	69	B
44	Chaudhari Reena Vasant	63	20	83	A
45	Dhote Vaishnavi Dnyaneshwar	70	20	90	A+
46	Dhurai Riddhi Sanjay	44	18	62	B
47	Gawande Vinay Rajaram	53	18	71	B
48	Gomase Anamika Narendra	54	18	72	B
49	Gotmare Abhinav Prashant	67	20	87	A
50	Hulke Shruti Ramesh	45	17	62	B
51	Jahdao Arti Babusing	59	20	79	A
52	Kakade Vaibhav Gangadharji	47	17	64	B
53	Kalsi Yashpreet Singh	63	20	83	A
54	Kamble Ravina Ravindra	46	16	62	B
55	Khandate Divya Gajiram	64	20	84	A
56	Khanke Sayali Prashant	54	18	72	B
57	Khajuria Kalash Eknath	56	19	75	A
58	Landge Purva Suresh	60	20	80	A
59	Abhayankar Tanvi Prafulla	57	20	77	A
60	Agrawal Prajwal Gopal	53	19	72	B
61	Atey Ashutosh Ranjit	61	20	81	A
62	Bansule Aditya Manohar	49	17	66	B
63	Bidkar Sakshi Hemant	46	17	63	B
64	Chandurkar Siddharth Manoj	47	18	65	B
65	Dudhe Mayuri Sudhir	58	18	76	A
66	Gedam Prajakta Gajanan	55	18	73	B
67	Gour Prachi Raju	62	20	82	A
68	Hadke Sejal Sudhir	57	19	76	A
69	Ingle Minal Dharamdip	47	17	64	B
70	Jakkanwar Sejal Krishnakant	34	16	50	C
71	Kamde Anjali Raju	32	16	48	C
72	Kasar Hemanshu Golish	39	16	55	C
73	Kove Shruti Dinesh	59	18	77	A
74	Meshram Hemant Sunil	26	17	43	C
75	Mogre Samiksha Shankar	56	19	75	A
76	Nandankar Simran Ganesh	55	17	72	B
77	Nayak Nisha Jageshwarlal	56	20	76	A
78	Nimje Apeksha Dharmendra	49	18	67	B
79	Naik Vanshika Siddharth	55	17	72	B
80	Navghare Sampada Rajendra	63	20	83	A
81	Pitroda Chhabil Narottam	76	20	96	A+
82	Pradhan Rashmita Ratnakar	58	18	76	A
83	Rahele Pankaj Arvind	45	17	62	B
84	Rajput Vikas Anandkishor	59	19	78	A
85	Raut Aishwarya Krishna	61	20	81	A

A+ Grade => Marks=90 and above, A Grade => Marks=75 and <90

B Grade => Marks=60 and <75, C Grade => Marks=40 and <60, Fail Grade => Marks<40

  
Professor & Head  
Department of Computer Science  
J. S. S. Am's Science College,  
Congress Nagar Nagpur

  
Dr. J. K. Keche  
Course Coordinator


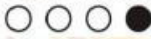
# OMR Sheet Sample



**Shri Shivaji Education Society, Amravati's**  
**SCIENCE COLLEGE**  
 Congress Nagar, Nagpur-12 (M.S.), India



Accredited with CGPA of 3.51 at 'A+' grade by NAAC, Bangalore  
 A "College with Potential for Excellence" identified by UGC New Delhi.  
 Institutional Member of APQN  
 Recognized Centre for Higher Learning and Research  
 Mentor College under 'PARAMARSH Scheme', UGC, New Delhi

<b>Add-on Course</b>			
<b>Course Exam Name: Certificate Course in INTRODUCTION TO HTML</b>			
<b>Name of Student:</b> .....		<b>INSTRUCTIONS FOR FILLING THE SHEET</b> 1. This sheet should not be folded or crushed. 2. Use only blue/ black ball point pen to fill the circles. 3. Use of pencil is strictly prohibited. 4. Circles should be darkened completely and properly. 5. Cutting and erasing on this sheet is not allowed. 6. Do not use any stray marks on the sheet. 7. Do not use marker or white fluid to hide the mark.	
<b>Roll No.:</b>	<input type="text"/>		
<b>Test Date: 12/10/2019</b>		<b>Max. Marks: 80</b>	
<b>Invigilator Signature</b>		<b>Obtained Marks:</b>	<b>WRONG METHODS</b>  <b>CORRECT METHOD</b> 

<b>A B C D</b>	<b>A B C D</b>	<b>A B C D</b>	<b>A B C D</b>	<b>A B C D</b>
1 ○○○○	11 ○○○○	21 ○○○○	31 ○○○○	41 ○○○○
2 ○○○○	12 ○○○○	22 ○○○○	32 ○○○○	42 ○○○○
3 ○○○○	13 ○○○○	23 ○○○○	33 ○○○○	43 ○○○○
4 ○○○○	14 ○○○○	24 ○○○○	34 ○○○○	44 ○○○○
5 ○○○○	15 ○○○○	25 ○○○○	35 ○○○○	45 ○○○○
6 ○○○○	16 ○○○○	26 ○○○○	36 ○○○○	46 ○○○○
7 ○○○○	17 ○○○○	27 ○○○○	37 ○○○○	47 ○○○○
8 ○○○○	18 ○○○○	28 ○○○○	38 ○○○○	48 ○○○○
9 ○○○○	19 ○○○○	29 ○○○○	39 ○○○○	49 ○○○○
10 ○○○○	20 ○○○○	30 ○○○○	40 ○○○○	50 ○○○○

Ans. Key



**Shri Shivaji Education Society, Amravati's**  
**SCIENCE COLLEGE**  
Congress Nagar, Nagpur-12 (M.S.), India



Accredited with CGPA of 3.51 at 'A+' grade by NAAC, Bangalore  
A "College with Potential for Excellence" identified by UGC New Delhi.  
Institutional Member of APQN  
Recognized Centre for Higher Learning and Research  
Mentor College under 'PARAMARSH Scheme', UGC, New Delhi

<b>Add-on Course</b>			
<b>Course Exam Name: Certificate Course in INTRODUCTION TO HTML</b>			
<b>Name of Student:</b> .....		<b>INSTRUCTIONS FOR FILLING THE SHEET</b> 1. This sheet should not be folded or crushed. 2. Use only blue/ black ball point pen to fill the circles. 3. Use of pencil is strictly prohibited. 4. Circles should be darkened completely and properly. 5. Cutting and erasing on this sheet is not allowed. 6. Do not use any stray marks on the sheet. 7. Do not use marker or white fluid to hide the mark.	
<b>Roll No.:</b>	<input type="text"/>	<b>Session: 2019-20</b>	
<b>Test Date: 12/10/2019</b>	<b>Max. Marks: 80</b>		
<b>Invigilator Signature</b>	<b>Obtained Marks:</b>	<input type="text"/>	<b>WRONG METHODS</b> 
			<b>CORRECT METHOD</b> 

A	B	C	D	A	B	C	D	A	B	C	D	A	B	C	D	A	B	C	D					
1	<input checked="" type="radio"/>	<input type="radio"/>	<input type="radio"/>	<input type="radio"/>	11	<input checked="" type="radio"/>	<input type="radio"/>	<input type="radio"/>	<input type="radio"/>	21	<input checked="" type="radio"/>	<input type="radio"/>	<input type="radio"/>	<input type="radio"/>	31	<input checked="" type="radio"/>	<input type="radio"/>	<input type="radio"/>	<input type="radio"/>	41	<input type="radio"/>	<input type="radio"/>	<input type="radio"/>	<input type="radio"/>
2	<input type="radio"/>	<input checked="" type="radio"/>	<input type="radio"/>	<input type="radio"/>	12	<input type="radio"/>	<input checked="" type="radio"/>	<input type="radio"/>	<input type="radio"/>	22	<input type="radio"/>	<input type="radio"/>	<input checked="" type="radio"/>	<input type="radio"/>	32	<input type="radio"/>	<input checked="" type="radio"/>	<input type="radio"/>	<input type="radio"/>	42	<input type="radio"/>	<input type="radio"/>	<input type="radio"/>	<input type="radio"/>
3	<input type="radio"/>	<input checked="" type="radio"/>	<input type="radio"/>	<input type="radio"/>	13	<input checked="" type="radio"/>	<input type="radio"/>	<input type="radio"/>	<input type="radio"/>	23	<input checked="" type="radio"/>	<input type="radio"/>	<input type="radio"/>	<input type="radio"/>	33	<input type="radio"/>	<input checked="" type="radio"/>	<input type="radio"/>	<input type="radio"/>	43	<input type="radio"/>	<input type="radio"/>	<input type="radio"/>	<input type="radio"/>
4	<input type="radio"/>	<input type="radio"/>	<input checked="" type="radio"/>	<input type="radio"/>	14	<input type="radio"/>	<input checked="" type="radio"/>	<input type="radio"/>	<input type="radio"/>	24	<input type="radio"/>	<input type="radio"/>	<input checked="" type="radio"/>	<input type="radio"/>	34	<input type="radio"/>	<input type="radio"/>	<input checked="" type="radio"/>	<input type="radio"/>	44	<input type="radio"/>	<input type="radio"/>	<input type="radio"/>	<input type="radio"/>
5	<input type="radio"/>	<input checked="" type="radio"/>	<input type="radio"/>	<input type="radio"/>	15	<input type="radio"/>	<input checked="" type="radio"/>	<input type="radio"/>	<input type="radio"/>	25	<input checked="" type="radio"/>	<input type="radio"/>	<input type="radio"/>	<input type="radio"/>	35	<input type="radio"/>	<input type="radio"/>	<input checked="" type="radio"/>	<input type="radio"/>	45	<input type="radio"/>	<input type="radio"/>	<input type="radio"/>	<input type="radio"/>
6	<input checked="" type="radio"/>	<input type="radio"/>	<input type="radio"/>	<input type="radio"/>	16	<input type="radio"/>	<input checked="" type="radio"/>	<input type="radio"/>	<input type="radio"/>	26	<input type="radio"/>	<input checked="" type="radio"/>	<input type="radio"/>	<input type="radio"/>	36	<input checked="" type="radio"/>	<input type="radio"/>	<input type="radio"/>	<input type="radio"/>	46	<input type="radio"/>	<input type="radio"/>	<input type="radio"/>	<input type="radio"/>
7	<input type="radio"/>	<input type="radio"/>	<input type="radio"/>	<input checked="" type="radio"/>	17	<input checked="" type="radio"/>	<input type="radio"/>	<input type="radio"/>	<input type="radio"/>	27	<input checked="" type="radio"/>	<input type="radio"/>	<input type="radio"/>	<input type="radio"/>	37	<input type="radio"/>	<input checked="" type="radio"/>	<input type="radio"/>	<input type="radio"/>	47	<input type="radio"/>	<input type="radio"/>	<input type="radio"/>	<input type="radio"/>
8	<input checked="" type="radio"/>	<input type="radio"/>	<input type="radio"/>	<input type="radio"/>	18	<input checked="" type="radio"/>	<input type="radio"/>	<input type="radio"/>	<input type="radio"/>	28	<input type="radio"/>	<input type="radio"/>	<input checked="" type="radio"/>	<input type="radio"/>	38	<input type="radio"/>	<input checked="" type="radio"/>	<input type="radio"/>	<input type="radio"/>	48	<input type="radio"/>	<input type="radio"/>	<input type="radio"/>	<input type="radio"/>
9	<input type="radio"/>	<input type="radio"/>	<input checked="" type="radio"/>	<input type="radio"/>	19	<input type="radio"/>	<input checked="" type="radio"/>	<input type="radio"/>	<input type="radio"/>	29	<input checked="" type="radio"/>	<input type="radio"/>	<input type="radio"/>	<input type="radio"/>	39	<input checked="" type="radio"/>	<input type="radio"/>	<input type="radio"/>	<input type="radio"/>	49	<input type="radio"/>	<input type="radio"/>	<input type="radio"/>	<input type="radio"/>
10	<input checked="" type="radio"/>	<input type="radio"/>	<input type="radio"/>	<input type="radio"/>	20	<input checked="" type="radio"/>	<input type="radio"/>	<input type="radio"/>	<input type="radio"/>	30	<input type="radio"/>	<input checked="" type="radio"/>	<input type="radio"/>	<input type="radio"/>	40	<input type="radio"/>	<input type="radio"/>	<input type="radio"/>	<input checked="" type="radio"/>	50	<input type="radio"/>	<input type="radio"/>	<input type="radio"/>	<input type="radio"/>

# Solved OMR Sheet of Students



**Shri Shivaji Education Society, Amravati's**  
**SCIENCE COLLEGE**  
 Congress Nagar, Nagpur-12 (M.S.), India



Accredited with CGPA of 3.51 at 'A+' grade by NAAC, Bangalore  
 A "College with Potential for Excellence" identified by UGC New Delhi.  
 Institutional Member of APQN  
 Recognized Centre for Higher Learning and Research  
 Mentor College under 'PARAMARSH Scheme', UGC, New Delhi

<u>Add-on Course</u>			
Course Exam Name: Certificate Course in INTRODUCTION TO HTML			
Name of Student: <i>Rohan K. Bhandari</i>		<b>INSTRUCTIONS FOR FILLING THE SHEET</b> 1. This sheet should not be folded or crushed. 2. Use only blue/ black ball point pen to fill the circles. 3. Use of pencil is strictly prohibited. 4. Circles should be darkened completely and properly. 5. Cutting and erasing on this sheet is not allowed. 6. Do not use any stray marks on the sheet. 7. Do not use marker or white fluid to hide the mark.	
Roll No.:	001	Session: 2019-20	
Test Date: 12/10/2019		Max. Marks: 80	
Invigilator Signature		Obtained Marks:	68
		WRONG METHODS 	CORRECT METHOD 

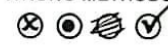
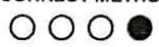

A	B	C	D	A	B	C	D	A	B	C	D	A	B	C	D	A	B	C	D					
1	<input type="radio"/>	<input checked="" type="radio"/>	<input type="radio"/>	<input type="radio"/>	11	<input checked="" type="radio"/>	<input type="radio"/>	<input type="radio"/>	<input type="radio"/>	21	<input checked="" type="radio"/>	<input type="radio"/>	<input type="radio"/>	<input type="radio"/>	31	<input type="radio"/>	<input type="radio"/>	<input type="radio"/>	<input checked="" type="radio"/>	41	<input type="radio"/>	<input type="radio"/>	<input type="radio"/>	<input type="radio"/>
2	<input type="radio"/>	<input type="radio"/>	<input checked="" type="radio"/>	<input type="radio"/>	12	<input type="radio"/>	<input checked="" type="radio"/>	<input type="radio"/>	<input type="radio"/>	22	<input type="radio"/>	<input type="radio"/>	<input type="radio"/>	<input checked="" type="radio"/>	32	<input type="radio"/>	<input checked="" type="radio"/>	<input type="radio"/>	<input type="radio"/>	42	<input type="radio"/>	<input type="radio"/>	<input type="radio"/>	<input type="radio"/>
3	<input type="radio"/>	<input checked="" type="radio"/>	<input type="radio"/>	<input type="radio"/>	13	<input checked="" type="radio"/>	<input type="radio"/>	<input type="radio"/>	<input type="radio"/>	23	<input checked="" type="radio"/>	<input type="radio"/>	<input type="radio"/>	<input type="radio"/>	33	<input type="radio"/>	<input checked="" type="radio"/>	<input type="radio"/>	<input type="radio"/>	43	<input type="radio"/>	<input type="radio"/>	<input type="radio"/>	<input type="radio"/>
4	<input type="radio"/>	<input checked="" type="radio"/>	<input checked="" type="radio"/>	<input type="radio"/>	14	<input type="radio"/>	<input type="radio"/>	<input type="radio"/>	<input checked="" type="radio"/>	24	<input type="radio"/>	<input type="radio"/>	<input checked="" type="radio"/>	<input type="radio"/>	34	<input type="radio"/>	<input type="radio"/>	<input checked="" type="radio"/>	<input type="radio"/>	44	<input type="radio"/>	<input type="radio"/>	<input type="radio"/>	<input type="radio"/>
5	<input type="radio"/>	<input checked="" type="radio"/>	<input type="radio"/>	<input type="radio"/>	15	<input type="radio"/>	<input checked="" type="radio"/>	<input type="radio"/>	<input type="radio"/>	25	<input checked="" type="radio"/>	<input type="radio"/>	<input type="radio"/>	<input type="radio"/>	35	<input type="radio"/>	<input type="radio"/>	<input checked="" type="radio"/>	<input type="radio"/>	45	<input type="radio"/>	<input type="radio"/>	<input type="radio"/>	<input type="radio"/>
6	<input checked="" type="radio"/>	<input type="radio"/>	<input type="radio"/>	<input type="radio"/>	16	<input type="radio"/>	<input checked="" type="radio"/>	<input type="radio"/>	<input type="radio"/>	26	<input type="radio"/>	<input checked="" type="radio"/>	<input type="radio"/>	<input type="radio"/>	36	<input checked="" type="radio"/>	<input type="radio"/>	<input type="radio"/>	<input type="radio"/>	46	<input type="radio"/>	<input type="radio"/>	<input type="radio"/>	<input type="radio"/>
7	<input type="radio"/>	<input type="radio"/>	<input type="radio"/>	<input checked="" type="radio"/>	17	<input checked="" type="radio"/>	<input type="radio"/>	<input type="radio"/>	<input type="radio"/>	27	<input checked="" type="radio"/>	<input type="radio"/>	<input type="radio"/>	<input type="radio"/>	37	<input type="radio"/>	<input checked="" type="radio"/>	<input type="radio"/>	<input type="radio"/>	47	<input type="radio"/>	<input type="radio"/>	<input type="radio"/>	<input type="radio"/>
8	<input checked="" type="radio"/>	<input type="radio"/>	<input type="radio"/>	<input type="radio"/>	18	<input type="radio"/>	<input type="radio"/>	<input type="radio"/>	<input checked="" type="radio"/>	28	<input type="radio"/>	<input type="radio"/>	<input type="radio"/>	<input checked="" type="radio"/>	38	<input type="radio"/>	<input checked="" type="radio"/>	<input type="radio"/>	<input type="radio"/>	48	<input type="radio"/>	<input type="radio"/>	<input type="radio"/>	<input type="radio"/>
9	<input type="radio"/>	<input checked="" type="radio"/>	<input type="radio"/>	<input type="radio"/>	19	<input checked="" type="radio"/>	<input checked="" type="radio"/>	<input type="radio"/>	<input type="radio"/>	29	<input checked="" type="radio"/>	<input type="radio"/>	<input type="radio"/>	<input type="radio"/>	39	<input checked="" type="radio"/>	<input type="radio"/>	<input type="radio"/>	<input type="radio"/>	49	<input type="radio"/>	<input type="radio"/>	<input type="radio"/>	<input type="radio"/>
10	<input checked="" type="radio"/>	<input type="radio"/>	<input type="radio"/>	<input type="radio"/>	20	<input checked="" type="radio"/>	<input type="radio"/>	<input type="radio"/>	<input type="radio"/>	30	<input type="radio"/>	<input checked="" type="radio"/>	<input type="radio"/>	<input type="radio"/>	40	<input type="radio"/>	<input type="radio"/>	<input type="radio"/>	<input checked="" type="radio"/>	50	<input type="radio"/>	<input type="radio"/>	<input type="radio"/>	<input type="radio"/>



**Shri Shivaji Education Society, Amravati's**  
**SCIENCE COLLEGE**  
 Congress Nagar, Nagpur-12 (M.S.), India



Accredited with CGPA of 3.51 at 'A+' grade by NAAC, Bangalore  
 A "College with Potential for Excellence" identified by UGC New Delhi.  
 Institutional Member of APQN  
 Recognized Centre for Higher Learning and Research  
 Mentor College under 'PARAMARSH Scheme', UGC, New Delhi

<b>Add-on Course</b>				
<b>Course Exam Name: Certificate Course in INTRODUCTION TO HTML</b>				
<b>Name of Student:</b> Korde T. A.		<b>INSTRUCTIONS FOR FILLING THE SHEET</b> 1. This sheet should not be folded or crushed. 2. Use only blue/ black ball point pen to fill the circles. 3. Use of pencil is strictly prohibited. 4. Circles should be darkened completely and properly. 5. Cutting and erasing on this sheet is not allowed. 6. Do not use any stray marks on the sheet. 7. Do not use marker or white fluid to hide the mark.  <b>WRONG METHODS</b> <b>CORRECT METHOD</b>  		
<b>Roll No.:</b>	011			<b>Session: 2019-20</b>
<b>Test Date: 12/10/2019</b>	<b>Max. Marks: 80</b>			
	<b>Obtained Marks:</b>			50
<b>Invigilator Signature</b>				

1	A B C D	11	A B C D	21	A B C D	31	A B C D	41	A B C D
2	<input type="radio"/> <input checked="" type="radio"/> <input type="radio"/> <input type="radio"/>	12	<input type="radio"/> <input checked="" type="radio"/> <input type="radio"/> <input type="radio"/>	22	<input type="radio"/> <input type="radio"/> <input checked="" type="radio"/> <input type="radio"/>	32	<input type="radio"/> <input checked="" type="radio"/> <input type="radio"/> <input type="radio"/>	42	<input type="radio"/> <input type="radio"/> <input type="radio"/> <input type="radio"/>
3	<input type="radio"/> <input checked="" type="radio"/> <input type="radio"/> <input type="radio"/>	13	<input checked="" type="radio"/> <input type="radio"/> <input type="radio"/> <input type="radio"/>	23	<input checked="" type="radio"/> <input type="radio"/> <input type="radio"/> <input type="radio"/>	33	<input checked="" type="radio"/> <input type="radio"/> <input type="radio"/> <input type="radio"/>	43	<input type="radio"/> <input type="radio"/> <input type="radio"/> <input type="radio"/>
4	<input type="radio"/> <input checked="" type="radio"/> <input type="radio"/> <input type="radio"/>	14	<input checked="" type="radio"/> <input type="radio"/> <input type="radio"/> <input type="radio"/>	24	<input type="radio"/> <input checked="" type="radio"/> <input type="radio"/> <input type="radio"/>	34	<input type="radio"/> <input checked="" type="radio"/> <input type="radio"/> <input type="radio"/>	44	<input type="radio"/> <input type="radio"/> <input type="radio"/> <input type="radio"/>
5	<input type="radio"/> <input checked="" type="radio"/> <input type="radio"/> <input type="radio"/>	15	<input type="radio"/> <input checked="" type="radio"/> <input type="radio"/> <input type="radio"/>	25	<input checked="" type="radio"/> <input type="radio"/> <input type="radio"/> <input type="radio"/>	35	<input type="radio"/> <input type="radio"/> <input checked="" type="radio"/> <input type="radio"/>	45	<input type="radio"/> <input type="radio"/> <input type="radio"/> <input type="radio"/>
6	<input checked="" type="radio"/> <input type="radio"/> <input type="radio"/> <input type="radio"/>	16	<input type="radio"/> <input checked="" type="radio"/> <input type="radio"/> <input type="radio"/>	26	<input type="radio"/> <input checked="" type="radio"/> <input type="radio"/> <input type="radio"/>	36	<input checked="" type="radio"/> <input type="radio"/> <input type="radio"/> <input type="radio"/>	46	<input type="radio"/> <input type="radio"/> <input type="radio"/> <input type="radio"/>
7	<input type="radio"/> <input type="radio"/> <input checked="" type="radio"/> <input type="radio"/>	17	<input type="radio"/> <input checked="" type="radio"/> <input type="radio"/> <input type="radio"/>	27	<input type="radio"/> <input checked="" type="radio"/> <input type="radio"/> <input type="radio"/>	37	<input checked="" type="radio"/> <input type="radio"/> <input type="radio"/> <input type="radio"/>	47	<input type="radio"/> <input type="radio"/> <input type="radio"/> <input type="radio"/>
8	<input checked="" type="radio"/> <input type="radio"/> <input type="radio"/> <input type="radio"/>	18	<input checked="" type="radio"/> <input type="radio"/> <input type="radio"/> <input type="radio"/>	28	<input type="radio"/> <input type="radio"/> <input checked="" type="radio"/> <input type="radio"/>	38	<input type="radio"/> <input checked="" type="radio"/> <input type="radio"/> <input type="radio"/>	48	<input type="radio"/> <input type="radio"/> <input type="radio"/> <input type="radio"/>
9	<input type="radio"/> <input type="radio"/> <input checked="" type="radio"/> <input type="radio"/>	19	<input checked="" type="radio"/> <input type="radio"/> <input type="radio"/> <input type="radio"/>	29	<input checked="" type="radio"/> <input type="radio"/> <input type="radio"/> <input type="radio"/>	39	<input type="radio"/> <input checked="" type="radio"/> <input type="radio"/> <input type="radio"/>	49	<input type="radio"/> <input type="radio"/> <input type="radio"/> <input type="radio"/>
10	<input type="radio"/> <input checked="" type="radio"/> <input type="radio"/> <input type="radio"/>	20	<input type="radio"/> <input checked="" type="radio"/> <input type="radio"/> <input type="radio"/>	30	<input checked="" type="radio"/> <input type="radio"/> <input type="radio"/> <input type="radio"/>	40	<input type="radio"/> <input type="radio"/> <input checked="" type="radio"/> <input type="radio"/>	50	<input type="radio"/> <input type="radio"/> <input type="radio"/> <input type="radio"/>

## Sample Certificate of Students

Shri Shivaji Education Society Amravati's  
**SCIENCE COLLEGE, CONGRESS NAGAR,**  
**NAGPUR**



Accredited with CGPA of 3.51 at 'A+' Grade  
A College with Potential for Excellence

### **CERTIFICATE**

Mr./Ku. Kohe Saakshi K. is awarded with certificate on successful completion of the course entitled, Certificate course in "Introduction to HTML".

Session 2019-20 under Add-on course conducted for 30 hours from 02/08/2019 to 05/10/2019 by Department of Computer Science, SSES's, Science College, congress Nagar, Nagpur 440012.

He/She has passed the Examination with '\_\_\_' Grade.

**Dr. J. K. Keche**  
Coordinator, Department of Computer Science

**Prof. M. P. Dhore**  
Principal, Science College, Nagpur







Shri Shivaji Education Society, Amravati's  
**SCIENCE COLLEGE**  
Congress Nagar, Nagpur-12 (M.S.), India



Accredited with CGPA of 3.51 at 'A+' grade by NAAC, Bangalore  
A "College with Potential for Excellence" identified by UGC New Delhi.  
Institutional Member of APQN  
Recognized Centre for Higher Learning and Research  
Mentor College under 'PARAMARSH Scheme', UGC, New Delhi

---

**Feedback Analysis**  
**of**  
**Certificate Course in Introduction to HTML**

**Course Title:** Introduction to HTML

**Duration:** 2<sup>nd</sup> August 2019 to 5<sup>th</sup> October 2019

**Organized by:** Department of Computer Science, Shri Shivaji Education Society Amravati's Science College, Congress Nagar, Nagpur

**Course Duration:** 10 weeks (30 hours)

**1) Total Students Enrolled: 85**

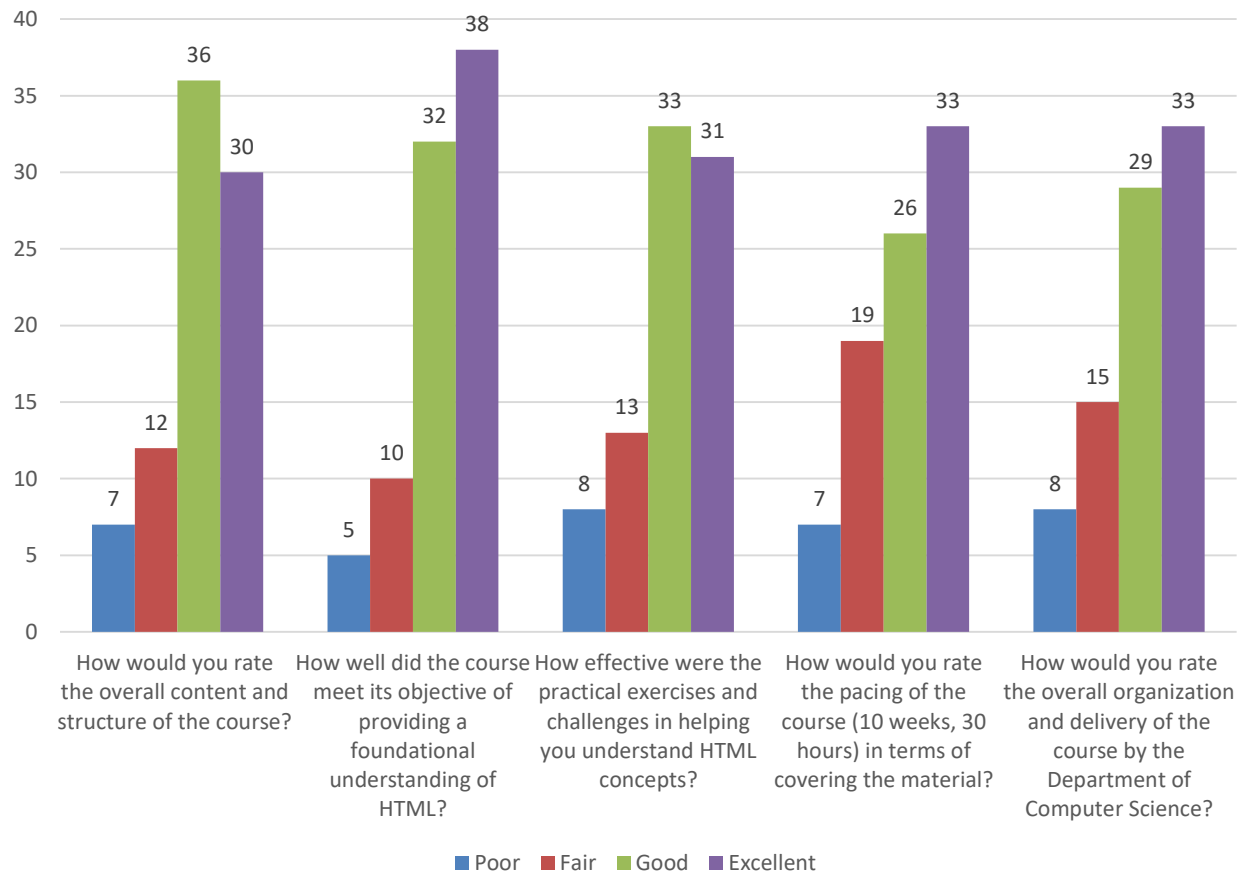
**2) No. of students participated :85**

**2) No. of students submitted the feedback : 85**

**3) Question wise Analysis of the Feedback:**

Sr. No.	Particular	Poor	Fair	Good	Excellent
1	How would you rate the overall content and structure of the course?	7	12	36	30
2	How well did the course meet its objective of providing a foundational understanding of HTML?	5	10	32	38
3	How effective were the practical exercises and challenges in helping you understand HTML concepts?	8	13	33	31
4	How would you rate the pacing of the course (10 weeks, 30 hours) in terms of covering the material?	7	19	26	33
5	How would you rate the overall organization and delivery of the course by the Department of Computer Science?	8	15	29	33

## Feedback Analysis in Graphical Form



*J. K. Keche*

Dr. J. K. Keche  
 Course Coordinator  
 Assistant Professor  
 Department of Computer Science  
 S.S.E.S. Amr's Science College,  
 Congress Nagar, Nagpur.

*Dr. S. S. E. S. A.*

Internal Quality Assurance Cell  
 (IQAC)  
 S. S. E. S. A. Science College  
 Congress Nagar, Nagpur.

*S. S. E. S. A.*

Principal  
 S. S. E. S. Amravati's  
 Science College, Nagpur.